




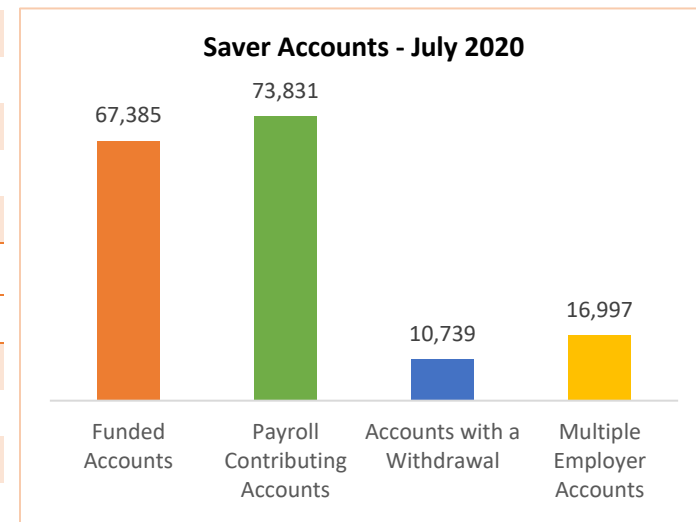
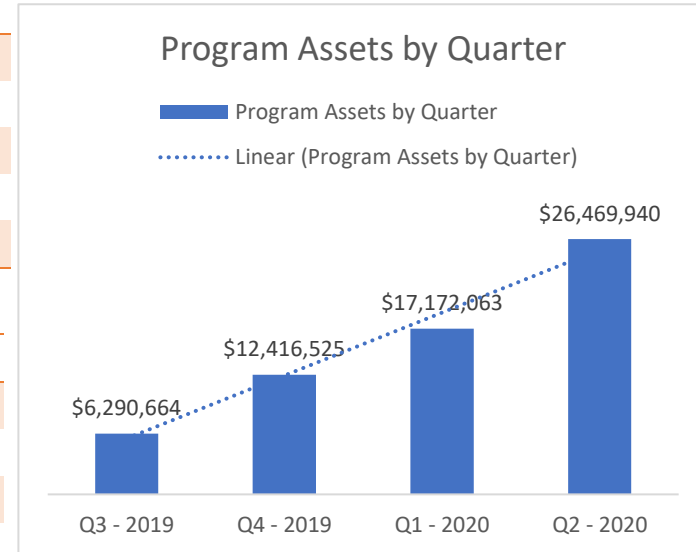
Monthly Dashboard* – July 2020



 Program	Current	June 2020	Change
• Total Assets	\$29,853,151.56	\$26,469,940.12	\$3,383,211.44
• Total Contributions	\$31,530,611.98	\$28,863,546.47	\$2,667,065.51
• Total Withdrawals	(\$3,663,376.29)	(\$3,233,200.66)	\$430,175.63
• Monthly Contributions Amount (Past 30 Days)	\$2,577,592.87	\$2,677,388.51	(\$99,795.64)
• Monthly Withdrawals Amount (Past 30 Days)	(\$421,791.78)	(\$329,135.38)	\$92,656.40

 Saver	Current	June 2020	Change
• Total Funded Accounts	67,385	65,933	1,452
• Total Payroll Contributing Accounts	73,831	72,410	1,421
• Accounts with a Withdrawal	10,739	10,164	575
• Multiple Employer Accounts	16,997	15,973	1,024
• Max Contribution Accounts	14	10	4
• Average Monthly Contribution Amount	\$92.69	\$97.49	(\$4.80)
• Average Deferral Rate (Funded Accounts)	5.01%	5.01%	0
• Average Funded Account Balance	\$443.02	\$401.47	\$41.55
• Effective Opt-Out Rate	37.95%	38.37%	(0.42%)

 Employer	Current	June 2020	Change
• Total Registered	5,539	5,540	(1)
• Total Added Employee Data	3,533	3,516	17
• Total Submitting Payroll Deductions	2,484	2,460	24
• Total Exempted Employers	9,442	9,416	26



*Data as of July 31, 2020