




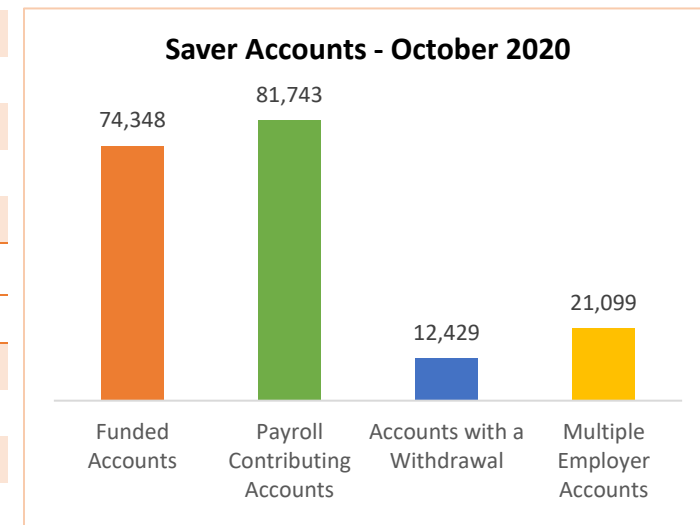
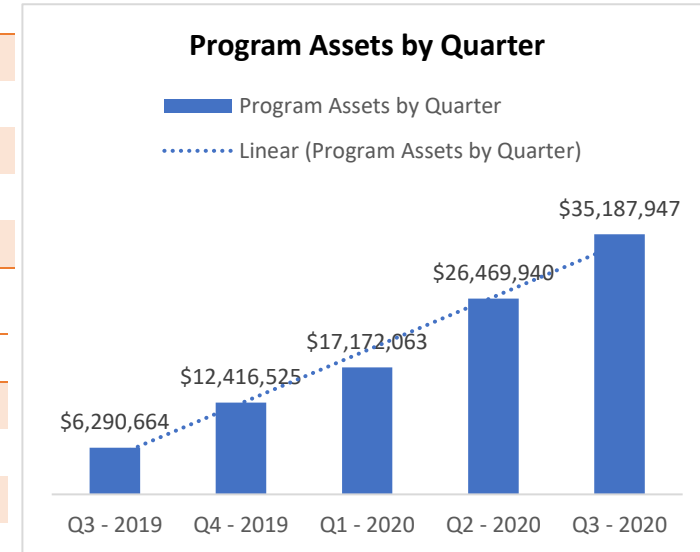
Monthly Dashboard* – October 2020



|  Program | Current | Sept. 2020 | Change |
|--|------------------|------------------|----------------|
| • Total Assets | \$36,791,780.12 | \$35,187,946.51 | \$1,603,833.61 |
| • Total Contributions | \$40,011,125.33 | \$37,029,635.32 | \$2,981,490.01 |
| • Total Withdrawals | (\$5,054,958.47) | (\$4,451,421.93) | \$603,536.54 |
| • Monthly Contributions Amount (Past 30 Days) | \$2,712,792.97 | \$2,838,817.12 | (\$126,024.15) |
| • Monthly Withdrawals Amount (Past 30 Days) | (\$573,152.20) | (\$392,631.98) | \$180,520.22 |

|  Saver | Current | Sept. 2020 | Change |
|--|----------|------------|----------|
| • Total Funded Accounts | 74,348 | 71,568 | 2,780 |
| • Total Payroll Contributing Accounts | 81,743 | 78,518 | 3,225 |
| • Accounts with a Withdrawal | 12,429 | 11,724 | 705 |
| • Multiple Employer Accounts | 21,099 | 19,604 | 1,495 |
| • Max Contribution Accounts | 54 | 39 | 15 |
| • Average Monthly Contribution Amount | \$89.62 | \$96.39 | (\$6.77) |
| • Average Deferral Rate (Funded Accounts) | 5.01% | 5.02% | (0.01%) |
| • Average Funded Account Balance | \$494.86 | \$491.67 | \$3.19 |
| • Effective Opt-Out Rate | 36.77% | 37.12% | (0.35%) |

|  Employer | Current | Sept. 2020 | Change |
|---|---------|------------|--------|
| • Total Registered | 6,023 | 5,843 | 180 |
| • Total Added Employee Data | 3,796 | 3,685 | 111 |
| • Total Submitting Payroll Deductions | 2,566 | 2,527 | 39 |
| • Total Exempted Employers | 10,819 | 10,479 | 340 |



*Data as of October 31, 2020